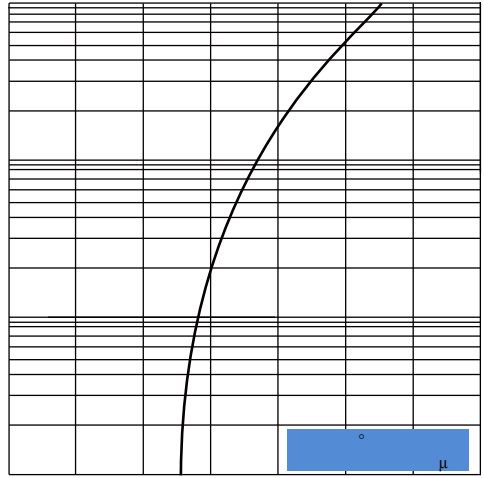
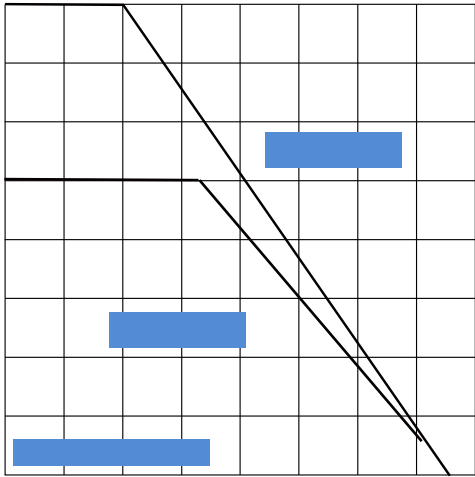
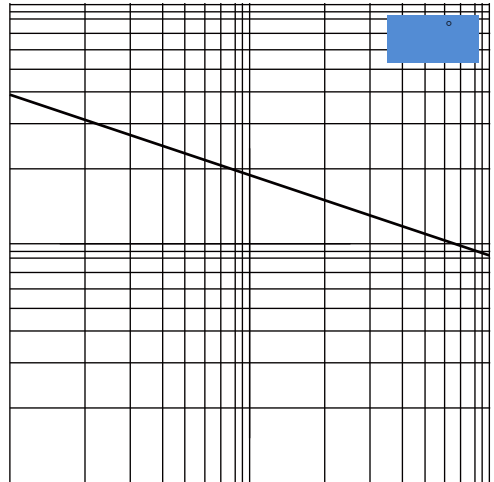
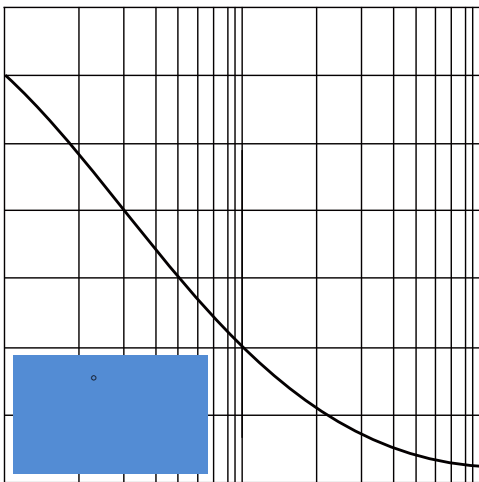


Peak Repetitive Reverse Voltage Working Peak Reverse Voltage DC Blocking Voltage	V _{RRM} V _{RWM} V _R	50	100	200	400	600	800	1000	V
RMS Reverse Voltage	V _{R(RMS)}	35	70	140	280	420	560	700	V
Average Rectified Output Current (Note 1) @T _A = 40°C Average Rectified Output Current (Note 2) @T _A = 40°C	I _O	0.5 0.8						A	
Non-Repetitive Peak Forward Surge Current 8.3ms Single half sine-wave superimposed on rated load (JEDEC Method)	I _{FSM}	30						A	
I ² t Rating for Fusing (t < 8.3ms)	I ² t	5.0						A ² s	
Forward Voltage per element @I _F = 0.5A	V _{FM}	1.0						V	
Peak Reverse Current @T _A = 25°C At Rated DC Blocking Voltage @T _A = 125°C	I _{RM}	5.0 500						μA	
Typical Junction Capacitance per leg (Note 3)	C _j	13						pF	
Typical Thermal Resistance per leg (Note 1)	R _{θJA} R _{θJL}	60 16						°C/W	
Operating and Storage Temperature Range	T _j , T _{STG}	-55 to +150						°C	

Note: 1. Mounted on glass epoxy PC board with 1.3mm² solder pad.
2. Mounted on aluminum substrate PC board with 1.3mm² solder pad.
3. Measured at 1.0 MHz and applied reverse voltage of 4.0V D.C.



o



l

n

